



COUNTY

**Baker, FL**

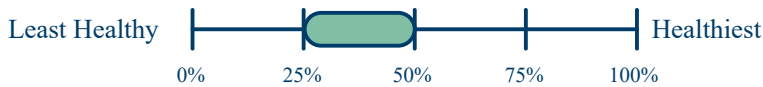
2023 ▼

Rank **#45** of 67 ranked counties in Florida

### Health Outcomes

Health Outcomes tell us how long people live on average within a community, and how much physical and mental health people experience in a community while they are alive.

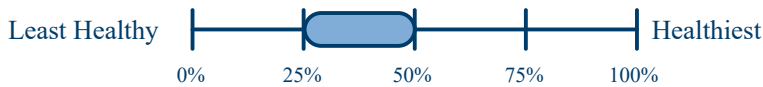
Baker (BA) is ranked in the lower middle range of counties in Florida (Lower 25%-50%).

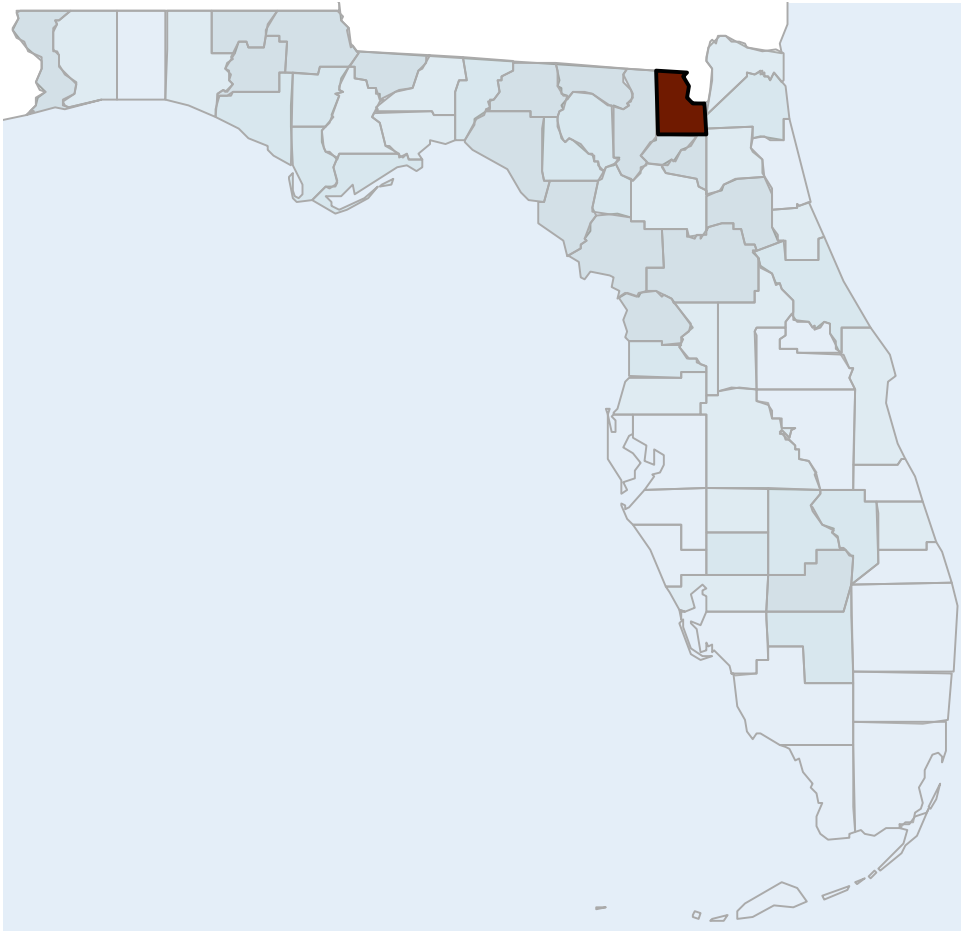


### Health Factors

Many things influence how well and how long we live. Health Factors represent those things we can improve to live longer and healthier lives. They are indicators of the future health of our communities.

Baker (BA) is ranked in the lower middle range of counties in Florida (Lower 25%-50%).





## County Demographics








The health of a place results from past and present policies and practices. The land known as Baker County, along with the entirety of the U.S., has been home for many thousands of years to hundreds of Indigenous nations. Native Land Digital "strives to create and foster conversations about the history of colonialism, Indigenous ways of knowing, and settler-Indigenous relations."






Baker County, Florida is Metropolitan (intersecting an urban core area of 50,000 or more population). In Baker County, 59.5% of the population lives in a low population density area (500 or fewer people per square mile and less than 2,500 people).

Show More

## County Snapshot

Show areas to explore     Show areas of strength     Trends Available

Health Outcomes					
Length of Life		Baker County	Florida	United States	—
Premature Death		9,600	7,500	7,300	▼
Quality of Life		Baker County	Florida	United States	—
Poor or Fair Health		18%	13%	12%	▼
Poor Physical Health Days		4.1	3.0	3.0	▼
Poor Mental Health Days		5.3	4.2	4.4	▼
Low Birthweight		10%	9%	8%	▼
Additional Health Outcomes (not included in overall ranking)					+
Health Factors					
Health Behaviors		Baker County	Florida	United States	—
Adult Smoking		25%	16%	16%	▼
Adult Obesity		38%	28%	32%	▼
Food Environment Index		7.0	6.9	7.0	▼
Physical Inactivity		29%	26%	22%	▼
Access to Exercise Opportunities		49%	88%	84%	▼
Excessive Drinking		19%	17%	19%	▼
Alcohol-Impaired Driving Deaths		31%	22%	27%	▼
Sexually Transmitted Infections		414.2	465.7	481.3	▼
Teen Births		42	18	19	▼
Additional Health Behaviors (not included in overall ranking)					+
Clinical Care		Baker County	Florida	United States	—
Uninsured		13%	15%	10%	▼
Primary Care Physicians		3,700:1	1,380:1	1,310:1	▼
Dentists		2,390:1	1,580:1	1,380:1	▼
Mental Health Providers		700:1	510:1	340:1	▼
Preventable Hospital Stays		3,845	3,186	2,809	▼

Mammography Screening		37%	40%	37%	▼
Flu Vaccinations		42%	49%	51%	▼
Additional Clinical Care (not included in overall ranking)					+
Social & Economic Factors		Baker County	Florida	United States	—
High School Completion		86%	89%	89%	▼
Some College		44%	64%	67%	▼
Unemployment		3.7%	4.6%	5.4%	▼
Children in Poverty		22%	18%	17%	▼
Income Inequality		4.0	4.6	4.9	▼
Children in Single-Parent Households		26%	28%	25%	▼
Social Associations		7.4	7.0	9.1	▼
Injury Deaths		87	87	76	▼
Additional Social & Economic Factors (not included in overall ranking)					+
Physical Environment		Baker County	Florida	United States	—
Air Pollution - Particulate Matter		8.0	7.8	7.4	▼
Drinking Water Violations		No			▼
Severe Housing Problems		9%	19%	17%	▼
Driving Alone to Work		76%	76%	73%	▼
Long Commute - Driving Alone		50%	43%	37%	▼
Additional Physical Environment (not included in overall ranking)					+

Note: Blank values reflect unreliable or missing data.